
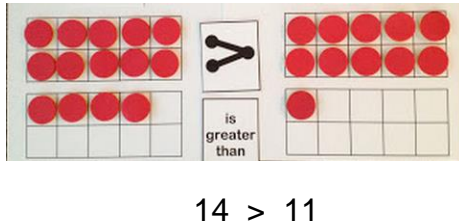





















Kindergarten Grade Standards Based Report Card Guidance Math

<p>3=Meets Proficiency Demonstrates mastery of grade level standard accurately, consistently, and independently.</p> <p>*Examples below represent a 3.</p>	<p>2=Approaching Proficiency Demonstrates partial understanding of grade level standard.</p>	<p>1=Below Proficiency Demonstrates minimal or no understanding of standard at grade level.</p>
--	--	---

Students are expected to demonstrate proficiency multiple times using similar examples.

Standard	Example
Identifies numbers 0-20 in random order.	<p>Student can successfully identify numbers.</p> <p>9 5 1 3 6 8 2 4 7 0 10 13 17 20 11 14 18 15 13 16 12 19</p>
Writes numbers 0-20 in random order.	<p>When verbally given a number, student can correctly write the number.</p> <p>Teachers says write "fifteen" and student writes 15.</p>
Demonstrates one to one correspondence when counting to 20.	<p>Student successfully matches the object with the matching number.</p> 
Counts orally from 0-100.	Student can count to 100 without skipping any numbers.
Counts by 10's to 100.	10, 20, 30, 40, 50, 60, 70, 80, 90, 100
Compares two numbers between 0-20.	 <p style="text-align: center;">$14 > 11$</p>
Uses place value to compose numbers within 20.	<p>Smaller numbers can be composed to make larger numbers.</p> <p>Ways to make 5: $5 + 0 = 5$ $4 + 1 = 5$ $3 + 2 = 5$</p>

<p>Uses place value to decompose numbers within 20.</p>	<p>Larger numbers can be decomposed into smaller numbers.</p> <p>Ways to break 4: $4 - 3 = 1$ $4 - 2 = 2$ $4 - 1 = 3$</p>																			
<p>Solves addition problems to 10.</p>	<p>When given an addition sentence, student can solve it correctly with the sum totaling no more than 10.</p> <p>Example: Johnny went to the store and bought 3 apples. He then went back to the store to buy 2 more apples. How many apples are there in all?</p>  <p style="text-align: center;">$3+2=5$</p>																			
<p>Solves subtraction problems to 10.</p>	<p>When given a subtraction sentence, student can solve it correctly.</p> <p>Example: Zachary had 10 lollipops. He gave 6 lollipops to his friends. How many lollipops does Zachary have left?</p>  <p style="text-align: center;">$10 - 6 = 4$</p>																			
<p>Identifies and describes two dimensional shapes.</p>	<table border="1" style="width: 100%; text-align: center;"> <thead> <tr> <th data-bbox="516 1010 678 1045">Circle</th> <th data-bbox="678 1010 873 1045">Square</th> <th data-bbox="873 1010 1073 1045">Rectangle</th> <th data-bbox="1073 1010 1230 1045">Hexagon</th> <th data-bbox="1230 1010 1385 1045">Triangle</th> </tr> </thead> <tbody> <tr> <td data-bbox="516 1045 678 1104"></td> <td data-bbox="678 1045 873 1104"></td> <td data-bbox="873 1045 1073 1104"></td> <td data-bbox="1073 1045 1230 1104"></td> <td data-bbox="1230 1045 1385 1104"></td> </tr> <tr> <td data-bbox="516 1104 678 1199">No straight sides</td> <td data-bbox="678 1104 873 1199">4 sides of the same length</td> <td data-bbox="873 1104 1073 1199">4 sides, sides opposite are the same</td> <td data-bbox="1073 1104 1230 1199">6 sides</td> <td data-bbox="1230 1104 1385 1199">3 sides</td> </tr> </tbody> </table>					Circle	Square	Rectangle	Hexagon	Triangle						No straight sides	4 sides of the same length	4 sides, sides opposite are the same	6 sides	3 sides
Circle	Square	Rectangle	Hexagon	Triangle																
																				
No straight sides	4 sides of the same length	4 sides, sides opposite are the same	6 sides	3 sides																
<p>Classifies objects and counts the number of objects in each category.</p>	<p>Example: <i>Sort by number of sides</i></p> 